

---

**ARMY DRESS REGULATIONS (ALL RANKS)**

---

---

**Part 5**

**Dress Regulations for Bands, Pipes and Drums of the  
British Army - Regular Army and Territorial Army**

---

# THE ROYAL ARMoured CORPS

## HEAVY CAVALRY & CAMBRAI BAND

### FULL DRESS UNIFORM FOR DOM AND BM

Item (a)	Proposal (b)	Remarks (c)
Headdress	Officers' DG Helmet (gilt).	
Helmet Badge	On a white metal star, 'hobnail' pattern, a gilt oval inscribed "HEAVY CAVALRY AND CAMBRAI BAND", on a white metal ground, the Lyre in gilt with a silver Tank superimposed on it.	See Encl 1
Plume	Officers' Red plume.	
Tunic	Scarlet with dark blue velvet facings and gold cord trim.  Gold lace edges to collar.	
Buttons	Domed gilt, with indented device as for helmet plate, depicting the Dragoon Star and Tank	Button size 1 inch only.
Badges of Rank	<b>DOM:</b> Stars in silver embroidery.  <b>BM:</b> WO1 rank in gold wire on dark blue backing.	
Arm Badge	The RTR tank arm badge in silver wire embroidery on right upper arm, 4" clear from the shoulder.	

Item	Proposal	Remarks
(a)	(b)	(c)
Collar Badges	To be same design as cap and pouch badge. Gilt and white metal on dark blue background. Badges to be inward facing	See Encl 2
Employment Badge	<b>BM only:</b> Lyre in wreath with crown embroidered gold on blue background. On right forearm.	DCAMUS Badge?
Shoulder Cords	Plaited gold cord	
Overalls	Dark blue with single yellow cloth stripe 1 3/4 inches wide	
Footwear	Wellington boots	
Spurs	Swan neck	
Aiguillettes	Not worn	
Pouch Belt	Gold lace (Ess & Vellum lace or suitable alternative, width min 2 1/4", max 2 1/2" with blue leather edging) with gilt buckle, tip and slides.	See Encl 2
Pouch	Silver-flapped pouch with EIIR Cypher with a collar badge superimposed on it.	
Sword Belt & Slings	Both sword belt and slings to be of lace pattern and edging to match pouch belt. Rectangular gilt plate of curved cross section mounted with same badge as cap and collar badge.	
Sword & Scabbard	Cavalry officers' pattern	
Sword Knot	Gold cord and acorn	
Gloves	White cotton	White leather gauntlets to be worn when practical

<b>Item</b>	<b>Proposal</b>	<b>Remarks</b>
<b>(a)</b>	<b>(b)</b>	<b>(c)</b>
Cape	Dark blue Regimental Bands pattern for all ranks	Epauettes for the DoM
Cloak	Dark blue RHA pattern cloak for all ranks	Epauettes for the DoM
Medals	Court mounted	

## UN-DRESS FROCK COAT UNIFORM FOR DOM AND BM

Item	Proposal	Remarks
(a)	(b)	(c)
Headdress	As for No 1 Dress	See Annex D
Frock Coat DoM	The Line Cavalry style of single breasted, with black braid trim and loops	To ensure no black braid is added to the collar or cuffs
Frock Coat BM	Universal Pattern frock coat. Plain double breasted with buttons as in Full Dress.	
Overalls	)	)
Footwear	)	)
Spurs	)	)
Waist Belt	) As for Full Dress	) See Annex A
Sword	)	)
Sword Knot	)	)
Sword Slings	)	)
Gloves	Issue cotton whites	
Rank Badges	<b>DoM:</b> Gold embroidered stars. <b>BM:</b> As for Full Dress	See Annex A

Medals

Ribbons only to be worn

Heavy Cavalry & Cambrai Band

**FULL DRESS UNIFORM FOR ORS**

<b>Item</b>	<b>Proposal</b>	<b>Remarks</b>
<b>(a)</b>	<b>(b)</b>	<b>(c)</b>
Headdress	Soldiers' Brass Helmet.	
Helmet Badge	On a white metal star 'rayed' pattern, a gilt oval inscribed "HEAVY CAVALRY AND CAMBRAI BAND", on a white metal ground, the Lyre in gilt with a silver Tank superimposed on it.	See Encl 1
Headdress Percussion Section	Black bearskin cap, SCOTS DG Pattern grenade plume-socket and white metal Horse of Hanover badge at rear. Tapered chin-chain.	Worn by members of the percussion section only.
Plume Helmet	Red plume	
Plume Bearskin	Scarlet hackle feather approx 24" long, overhanging the cap.	
Tunic	Scarlet Tunic with dark blue velvet facings and yellow cord trim (gold cord trim for WO2s)	
Buttons	Domed, of gilt colour, with indented device as for helmet plate depicting the Dragoon Star and Tank only.	Button size 1 inch
Badges of Rank	Gold lace on dark blue background (chevron lace to be "bias-and-stand")	
Arm Badge	The RTR tank arm badge in silver wire embroidery.	WO2s & Musns: on upper right arm, 4" clear from the shoulder.  NCOs: Superimposed on chevrons

<b>Item</b>	<b>Proposal</b>	<b>Remarks</b>
<b>(a)</b>	<b>(b)</b>	<b>(c)</b>
Collar Badges	To be same design as cap and pouch badge. In gilt and white metal on dark blue background.	See Encl 2
Overalls	As per DG Band, dark blue with single yellow stripe 1 ¾ inches wide	
Footwear	Issue George boots	
Spurs	Issue swan neck	
Aiguillettes	Yellow worsted (gold cord for WOs) with brass tags	
Pouch Belt	White plastic belt with black pouch and brass fittings. Pouch badge to be same design as cap and collar badges but larger.	For pouch badge see Encl 2  Worth investigating if existing DG pouch badge may be modified by removing central oval and replacing with a collar badge.
Waistbelt	Solid white plastic belt and sword slings with 'S' type brass hook clasp. Fittings to be brass/yellow metal	
Gloves	White cotton	
Cape	Dark Blue Regimental Bands pattern.	
Cloak	Dark blue RHA pattern cloak for all ranks	
Medals	Court mounted	

## LIGHT CAVALRY BAND

### FULL DRESS HUSSAR UNIFORM FOR DOM AND BM

Item	Proposal	Remarks
(a)	(b)	(c)
Headdress	As for H&LD Band.  1. <b>Busby</b> - Black sable fur, 6 ¼ inch high in front and 7 ¾ inch at the back, 1 ½ inch smaller round the top than the base, complete with:  a. <b>Boss:</b> Gold gimp oval cockade, 2 ½ inch deep and 1 ½ inch wide at the centre front, the top level with the top of the Busby, a spring socket behind.  b. <b>Busby Bag:</b> Scarlet cloth covering the top of the Busby, and falling down the right side to the bottom of the Busby, a line of gold Russia braid along approx 5/8 inch from outer edge and up centre. At centre base a gold gimp boss.  c. <b>Chin - Chain:</b> Dead and bright gilt corded chain, lined with black Morocco leather, the leather backed with velvet.  d. <b>Busby Line:</b> Gold purl round cord with slides and olive ends, encircling the Busby three times, passing through a ring under the bag then round the body and looped onto the breast. A swivel hook on the free end of the line.	
Busby Plume	As for H&LD Band.  White Ostrich feather, 15 inches high from the top of the cap, encircled by a gilt ring. White vulture feather base in a gilt corded ball socket with four upright leaves	

Item	Proposal	Remarks
(a)	(b)	(c)
Tunic	<p>As for H&amp;LD Band.</p> <p>Blue cloth edged all round with gold chain gimp. On each side of the breast 6 loops of gold chain gimp with caps and drops fastening with hooks and eyes and 6 plaited gold wire olivets at centre front. On each back seam a double line of chain gimp traced on each side with gold Russia forming a crowsfoot at back shoulders and an Austrian knot at back skirt. If chain gimp unavailable, gold round cord to be used.</p> <p>2 gold netted buttons at back waist. On each side of centre skirt a pleat.</p> <p><b>Collar:</b> Upper and front edges trimmed with ¾ inch wide gold Broken Bias lace, traced on inner edge with gold Russia braid. Lower edge trimmed with gold chain gimp.</p> <p><b>Cuff:</b> an Austrian knot of gold chain gimp traced on each edge with gold Russia braid the whole 8 inch from bottom of Cuff.</p> <p><b>Shoulder cords:</b> Plaited gold chain gimp lined blue, a gold wire netted ball button at neck edge, bearing silver embroidered badges of rank for officers only. If chain gimp unavailable, gold round cord to be used ensuring the shoulder cords are in the Hussar design and not Infantry design which the current tunics have.</p>	
Badges of Rank	<p><b>DoM:</b> Silver embroidered stars.</p> <p><b>BM:</b> WO1 rank badge in gold embroidery on scarlet backing.</p>	
Arm Badge	<p><b>BM Only:</b> Royal Crest in gold embroidery on scarlet backing incorporating St Edwards Crown.</p>	
Collar Badges	Nil	Nil

Item	Proposal	Remarks
(a)	(b)	(c)
Employment Badge	<b>BM Only:</b> Lyre in wreath with crown embroidered gold on scarlet backing	CAMUS Badge
Overalls	As for H&LD Band.  Dark blue overalls, blue cloth with 2 bands of ¾ inch wide yellow cloth 1/8 inch apart down each outside leg seam.	
Footwear	As for H&LD Band  Mess wellingtons with 2.5inch steel spurs with dumb rowels.	
Spurs	Swan neck	
Pouch	As for Band of The Royal Lancers.  Silvered flap to red pouch, backed in scarlet.  The Lt Cav Band pouch badge (LCB with horse) on silver pouch flap.	
Pouch belt	As for Band of The Royal Lancers.  Gold Herringbone lace with scarlet central stripe and silver fittings including prickers and chains	See Encl 1.
Waistbelt	Concealed blue web.	
Sword & Scabbard	Pattern 1912 Cavalry Officers.	
Sword Slings	As for Band of The Royal Lancers  Gold lace with red line down centre, on red leather backing. Plain gilt wire billet buckles	
Sword Knot	As for Band of The Royal Lancers.	

Light Cavalry Band

<b>Item</b>	<b>Proposal</b>	<b>Remarks</b>
<b>(a)</b>	<b>(b)</b>	<b>(c)</b>
Gloves	Gold and scarlet round - cord with gold and scarlet acorn	Epaulettes for the DoM
Cape	White cotton	Epaulettes for the DoM
Cloak	Dark blue Regimental Bands pattern for all ranks	
Medals	Dark blue RHA pattern cloak for all ranks	
	Court mounted.	

## FULL DRESS LANCER UNIFORM FOR DOM AND BM OF THE LIGHT CAVALRY BAND

Item (a)	Proposal (b)	Remarks (c)
Headdress	<p><b>Chapka:</b> Scarlet top, gold cord crossed over, gold lace surrounding top, upper band with crimson line. Gold wire on peak</p> <p><b>Cockade:</b> As for Band of The Royal Lancers</p> <p><b>Plume:</b> White Swan feathers.</p> <p><b>Plate:</b> 17/21L Motto (Skull) set on Royal Arms.</p>	As for Band of The Royal Lancers
Tunic	<p><b>Tunic:</b> 9/12L pattern. 1 inch gold lace (bias and stand) on collar, raised lace on cuff facing and 2 cuff buttons.</p> <p><b>Facings:</b> Scarlet.</p> <p><b>Plastron:</b> Scarlet.</p> <p><b>Shoulder Cords:</b> Gold Lancer pattern cord weave.</p> <p><b>Buttons:</b> 9/12L.</p> <p><b>Piping:</b> Scarlet.</p>	As for Band of The Royal Lancers
Buttons	Retain existing buttons	As for band of The Royal Lancers
Badges of Rank	<p><b>DoM:</b> Stars in embroidered silver on shoulder cords.</p> <p><b>BM:</b> Gold WO1 rank badge on right foreman.</p>	
Arm Badge	<b>BM Only:</b> Royal Crest in gold embroidery on scarlet backing incorporating St Edwards	

Item	Proposal	Remarks
(a)	(b)	(c)
	Crown.	
Collar Badges	Nil	Nil
Employment Badge	<b>BM only:</b> Lyre in wreath with crown embroidered gold on scarlet background.	CAMUS Badge
Overalls	As for H&LD Band. Dark blue overalls, blue cloth with 2 bands of ¾ inch wide yellow cloth 1/8 inch apart down each outside leg seam.	To be common to both Hussar and Lancer uniforms.
Footwear	As for H&LD Band Mess wellingtons with 2.5inch steel spurs with dumb rowels.	To be common to both Hussar and Lancer uniforms.
Spurs	Swan neck	To be common to both Hussar and Lancer uniforms.
Pouch	) As for Annex A	As for Band of The Royal Lancers
Pouch belt	) To be common to both Hussar and Lancer uniforms	
Lancer Girdle	Gold lace with 2 crimson lines. With discreet leather reinforcement and concealed 'D' rings for sword slings	As for Band of The Royal Lancers
Lancer Cap Lines	Gold gimp and Orris cord with woven gold acorn finials.	As for Band of The Royal Lancers
Sword & Scabbard	) As for Annex A	
Sword Slings	) To be common to both Hussar and Lancer uniforms	As for Band of The Royal

Light Cavalry Band

Item	Proposal	Remarks
(a)	(b)	(c)
Sword Knot	)	Lancers
Gloves	White cotton	
Cape	Dark blue Regimental Bands pattern for all ranks	Epaulettes for the DoM
Cloak	Dark blue RHA pattern cloak for all ranks	Epaulettes for the DoM
Medals	Court mounted.	

Light Cavalry Band

**UN- DRESS FROCK COAT UNIFORM FOR DOM AND BM**

<b>Item</b>	<b>Proposal</b>	<b>Remarks</b>
<b>(a)</b>	<b>(b)</b>	<b>(c)</b>
Headdress	As for No1 Dress.	See Annex F
Frock Coat	<b>DoM:</b> The Line Cavalry style of single breasted, with black braid trim and loops. <b>BM:</b> Universal pattern with plain double breasted with buttons as in No1 Dress.	
Badges of Rank	<b>DoM:</b> Gold embroidered stars <b>BM:</b> Gold wire on dark blue backing	
Arm Badge	<b>BM Only:</b> Royal Crest in gold embroidery on dark blue backing incorporating St Edwards Crown	
Collar Badges	Inwards facing horses on scroll "LIGHT CAVALRY BAND"	See Encl 2
Employment Badge	<b>BM Only:</b> Gold wire on dark blue backing	See Annex A
Overalls	)	
Footwear	) As for Hussar Full Dress	See Annex A
Spurs	)	
Girdle	As for Lancer Full Dress	See Annex B
Sword & Scabbard	)	
Sword Slings	) As for Hussar Full Dress	See Annex A

Light Cavalry Band

Sword Knot	)
Gloves	Cotton Whites
Medals	Ribbons Only

## FULL DRESS HUSSAR UNIFORM FOR ORS

Item	Proposal	Remarks
(a)	(b)	(c)
Headdress	<p>As for H&amp;LD Band.</p> <p>1. <b>Busby:</b> Black seal skin, 6 ¼ inch high in front, 6 ¾ inch sides and 8 inch at the back. Complete with:</p> <ul style="list-style-type: none"> <li>a. <b>Boss:</b> Removable yellow worsted cord 1 7/8 inch in height and 1 3/8 inch across.</li> <li>b. <b>Busby Bag:</b> Scarlet cloth covering the top of the Busby, and falling down the right side to the bottom of the Busby, a line of yellow worsted Russia braid along approx 5/8 inch from outer edge and up centre. At centre base a yellow worsted cord boss.</li> <li>c. <b>Chin - Chain:</b> Brass curb chain lined with black leather.</li> <li>d. <b>Busby Lines:</b> On cap three lengths of yellow worsted square cord sewn together with a hook at each end for fastening to ring under Busby Bag. Cord 69 inches long in double, fitted with brass swivel, 4 yellow worsted runners and 2 olive ends.</li> </ul>	
Busby Plume	<p>As for H&amp;LD Band.</p> <p>White Horse hair secured to a whale bone stem 7 inches long, the inner hair 4 1/2 inches and the outer hair 1 ¾ inches in height from top of binding, fitted with a brass ring and socket, the latter 1 5/8 inches deep.</p>	
Tunic	<p>As for H&amp;LD Band.</p> <p>Blue cloth edged all round with yellow worsted square cord. On each side of the breast 6 loops of yellow worsted square cord with caps and drops. Fastening with hooks and eyes and 6</p>	<p>WOs to have narrow gold cord trim in place of yellow worsted</p>

gilt colour large plain full ball buttons at centre front. At each back seam a line of yellow worsted square cord forming a crow'sfoot at each back shoulder, passing under a yellow worsted button at waist and terminating in an Austrian knot extending to lower edge of skirt. On each side of centre back skirt a pleat.

**Collar:** 1 ¾ inch in height trimmed all round edges with yellow worsted square cord.

**Cuff:** Trimmed with yellow worsted square cord starting at back seam, carried round the sleeve (2 inches from lower edge) and forming an Austrian knot extending 7 ¾ inches from lower edge of sleeve.

Buttons	Hussar style ball buttons, gilt colour.	
Badges of Rank	Gold embroidered badges of rank and gold lace chevrons on scarlet backing.	
Arm Badge	<b>Cpl and above only:</b> Royal Crest in gold wire embroidery incorporating St Edwards Crown, superimposed on chevrons for NCOs and worn below rank badge for WOs.	
Collar Badges	Nil	Nil
Overalls	As for H&LD Band.  Dark blue cloth overalls with 2 x ¾" yellow stripes with 1/8" gap between stripes, down each outside leg seam.	
Footwear	As for H&LD Band  George Boots with 2.5inch steel spurs with dumb rowels.	
Spurs	Swan neck	
Pouch	As for H&LD Band.  Black plastic pouch, bearing pouch badge.	See Encl 1.

Sword Slings	White plastic on concealed web belt
Pouch belt	As for H&LD Band. White plastic with polished brass fittings.
Gloves	As for H&LD Band. White cotton
Cape	Dark blue Regimental Bands pattern for all ranks
Cloak	Dark blue RHA pattern for all ranks
Medals	Court mounted.

## FULL DRESS LANCER UNIFORM FOR PERCUSSION SECTION

Item (a)	Proposal (b)	Remarks (c)
Headdress	<b>Chapka:</b> ) <b>Cockade:</b> ) As for existing Full Dress headdress <b>Plate:</b> ) <b>Plume:</b> White horse hair. 12 inch curved	As for Band of The Royal Lancers
Tunic	<b>Tunic:</b> Blue. <b>Facings:</b> Scarlet. <b>Plastron:</b> Scarlet. <b>Shoulders:</b> A single loop of yellow cord on each shoulder. <b>Buttons:</b> 9/12L. <b>Piping:</b> Scarlet.	As for Band of The Royal Lancers
Badges of Rank	9/12L pattern. Gold lace or embroidery with scarlet backing	As for Band of The Royal Lancers.
Collar Badges	Nil	Nil
Overalls	)	
Footwear	)	
Spurs	) As for Full Dress Hussar uniform	See Annex D
Pouch	)	
Pouch belt	)	

Lancer Girdle      Yellow worsted with 2 scarlet stripes with discreet leather reinforcement. As for existing Lancer girdle.

Lancer Cap Lines      Yellow worsted cord with 2 matching acorns.

As for Band of The Royal  
Lancers

Sword Slings      White plastic on concealed web belt

Gloves      White cotton

# **CORPS OF THE ROYAL ENGINEERS**



## THE BAND OF THE CORPS OF ROYAL ENGINEERS

Brompton Barracks, Chatham, Kent ME4 4UG

Tel: (01634) 822321 (94661 2321)

Fax: (01634) 822837 (94661 2837)

Mobile : 07771 972708

e-mail: [reband@gtmet.gov.uk](mailto:reband@gtmet.gov.uk)

website: [royalengineersband.co.uk](http://royalengineersband.co.uk)



RO2C

Sec Army Dress Committee

Ministry of Defence

Directorate of Personal Services(Army)-PS12(A)

Room 8-J-25, MOD Main Building,

Whitehall

LONDON SW1A 2HB


**Our Reference:** REB/A1/BQMS

**Date:** 19 Oct 06

### ARMY DRESS REGULATIONS – REGULAR ARMY BANDS

Reference:

- A. D/DPS(A)/102/8/PS12(A) dated 14 August 2006.
1. Reference A requested photographs of Full Dress Uniform and clarification of 'Concert Dress'.
2. With regard to photographs please find enclosed CD with photographs of RE Band Full Dress Uniform.
3. The RE Band Concert Dress is comprised of Full Dress Uniform but omitting cross-belt and busby. No Mess Dress or any variation of this dress is not worn.
4. For any further enquiries please contact the Band Office on 94661 2321.

  
C TOOKE  
SSgt  
BQMS



INVESTOR IN PEOPLE

# REGIMENTS OF FOOT GUARDS

## SCOTS GUARDS BAND DRESS REGULATIONS - OTHER RANKS

SER NO	ORDER OF DRESS	CLOTHING	OCCASION
1	Summer Guard Order	Home Service Tunic & Wings Tweeds Bearskin Curbchain Drill Boots Buff Belt Sword Belt / Sword <sup>1</sup> Card Case <sup>2</sup> Bayonet Aprons <sup>3</sup> Sash <sup>4</sup>	Guard Mounting (Buckingham Palace / Windsor) Guard St James Palace Guards of Honour State Visits Queen's Birthday Parade Beating Retreat Guards Polo State Celebrations (Jubilee, Anniversary) MB (35-piece Band with Drum Major o/s) State Funerals State Opening of Parliament <sup>5</sup>

---

<sup>1</sup> Warrant Officer's only

<sup>2</sup> Percussionists - no side arms

<sup>3</sup> All Ranks - Saxes, Basses, Euphoniums, Bassoons and Percussionists

<sup>4</sup> SNCO only

<sup>5</sup> Election Year only

Medals

2	Winter Guard Order	Great Coat Tweeds Bearskin Curbchain Drill Boots Gloves / Mittens (as ordered by senior brass player) Sword Sword Belt (red pattern) (Warrant Officer's only)	Guard Mounting (Buckingham Palace / Windsor) Guard St James Palace Guards of Honour State Visits State Opening of Parliament Cenotaph (Remembrance Sunday) State Celebrations (Jubilee, Anniversary) MB (35-piece Band with Drum Major o/s) State Funerals
3	Concert Order (inside)	Home Service Tunic and Wings No 1 Dress Trousers Shoes (No 2 Dress / Senior Ranks) Buff Belt 6 Sword Belt 7 Sash (Senior Ranks only) Apron Medals Forage Cap 8	Sit down Concerts of all Categories (1-5)

---

<sup>6</sup> No Belts for those who wear Aprons

<sup>7</sup> For Bandmaster and Band Sergeant Major - When playing instrument within Band, wear dropped Sword slings. If Warrant Officer's conduct Band, Sword & Sword belt to be worn

Cap Star (Sergeant or Warrant Officer as per Battalion regulations)

4	Concert Order (outside)	Home Service Tunic and Wings No 1 Dress Trousers Shoes (No 2 Dress / Senior Ranks) Buff Belt 5 Sword Belt 6 Sash (Senior Ranks only) Apron Medals Forage Cap Cap Star (Sergeant or Warrant Officer as per Battalion regulations)	Sit down Concerts of all Categories (1-5)
5	Ceremonial Marching Display (CMD) (20-piece, indoor, no Drum Major)	Home Service Tunic and Wings No 1 Dress Trousers Buff Belt 9 Bayonet 2 Card Case 2 Sword Belt / Sword 1	CMD's (Indoor venues)

---

<sup>8</sup> To be worn at Festival of Remembrance (Royal Albert Hall) for National Anthem only

<sup>9</sup> Percussionists do not wear side arms or Buff Belt

Bearskin  
 Curbchain  
 Sash 4  
 Medals  
 Shoes (No 2 Dress / Senior Ranks)  
 Aprons 3  
 Cape 10  
 Forage Cap

6	Fanfare Order (indoors)	Home Service Tunic and Wings No 1 Dress Trousers Buff Belt Shoes (No 2 Dress / Senior Ranks) Medals Sash 4 Bearskin Curbchain Aprons 11	All Categories of engagements (1-5)
---	-------------------------	---	-------------------------------------

7	Fanfare Order (outside)	Home Service Tunic & Wings Tweeds	Beating of the Retreat (Horseguards Parade) Military Tattoos
---	-------------------------	--------------------------------------	---

---

<sup>10</sup> To be worn over uniform when travelling to venue, with Forage Caps

<sup>11</sup> Only to be worn when Percussion is required

Bearskin  
Curbchain  
Drill Boots  
Buff Belt  
Sword Belt / Sword 1  
Card Case 2  
Bayonet  
Aprons 3  
Sash 4  
Medals

8 Rehearsals (Summer)

No 1 Dress Jacket  
No 1 Dress Trousers  
No 1 Dress Cloth Belt 12  
Boots  
Forage Cap

Queen's Birthday Parade  
Beating of the Retreat  
Any rehearsal within London  
Passing Out Parades

No 2 Dress Jacket  
No 2 Dress Trousers  
No 2 Dress Shirt 13  
Tie (No 2 Dress)

All Early Morning Rehearsal (EMR)

---

<sup>12</sup> All Ranks except front apron wearers

<sup>13</sup> Warrant Officer's to wear No 7 Dress Shirt (Scots Guards only)

Buff Belt  
Sword Belt / Sword 14  
Sash 4  
Aprons 3  
Boots  
Button with bootlace 15

(This Order of Dress is worn on Parade with Guardsmen)

Barrack Dress:  
Barrack Dress Trousers / No 2 Dress Trousers 16  
No 2 Dress Shirt 17  
Stable Belt  
Shoes / Boots

Edinburgh Military Tattoo  
Kneller Hall Duties  
Spring Drills 18  
RMA Sandhurst (Drill Order)

9 Rehearsals (Winter)

Great Coat  
Tweeds 19

Wellington Barracks Sq rehearsals  
Passing Out Parades

---

<sup>14</sup> BM to wear Gold Knot on Sword

<sup>15</sup> To attach Apron

<sup>16</sup> No 2 Dress Trousers to be worn as working dress when new pattern of No 2 Dress has been issued

<sup>17</sup> Shirt Sleeve Order

<sup>18</sup> No 2 Dress can be worn

Boots  
Forage Cap  
Mittens / Gloves

Great Coat  
No 2 Dress Trousers  
Boots  
Forage Cap  
Mittens / Gloves

State Visit EMR  
State Opening of Parliament EMR  
State Celebrations  
Cenotaph Parade rehearsal

(This Order of Dress is worn when on Parade with  
Guardsmen)

10	Working Dress (Foot Guards Bands)	Male - Collar and Tie Female - equivalent	Routine daily work in Barracks
11	Travel to and from Engagements	Male - Collar and Tie Female - equivalent	All Categories (1 - 5) 20

---

<sup>19</sup> For POP Parades, No 1 Dress Trousers can be worn if necessary

<sup>20</sup> Except for State Occasions and local Category 4 engagements (appropriate dress to be worn)

## **IRISH GUARDS' BAND CEREMONIAL DRESS**

<u>BEARSKIN</u> -	ST PATRICK'S BLUE PUME ON RIGHT-HAND SIDE
<u>SCARLET TUNIC</u> -	IRISH GUARDS BUTTONS ARRANGED IN FOURS RANK CHEVRONS IN GOLD FOR SNCOs RANK CHEVRONS IN WHITE FOR JNCOs CAP STAR REPRESENTATION ON 'WING' EPAULETTES 'SHAMROCK' MOTIF ON COLLAR RED SASH FOR SNCOs RED PROTECTIVE 'BIB' FOR DRUMMERS, CYMBAL, SAXOPHONE AND EUPHONIUM PLAYERS
<u>BUFF-BELT</u> -	WHITE LEATHER WITH IRISH GUARDS BRASSES CARD-CASE ON RIGHT-HAND SIDE AT REAR BAYONET WITH FROG ON LEFT-HAND SIDE TO REAR
<u>THICK 'TWEED' TROUSERS</u>	
<u>'AMMO' BOOTS</u> -	BLACK LEATHER, 'BULLED'
<u>CAP STAR</u> -	SILVER/ENAMEL FOR SNCOs, 'STAYBRIGHT' FOR JNCOs EIGHT-POINTED STAR OF THE 'MOST ILLUSTRIOUS ORDER OF ST PATRICK' LATIN MOTTO 'QUIS SEPERABIT' - 'WHO SHALL SEPARATE US' DATE- '1783' IN ROMAN NUMERALS CENTRAL SHAMROCK (WITH THE STATE IMPERIAL CROWN OF IRELAND ON EACH LEAF) ON CROSS OF ST PATRICK

# THE BAND OF THE WELSH GUARDS

## A. FRONT VIEW FULL DRESS UNIFORM



## B. REAR VIEW FULL DRESS UNIFORM



### C. CONCERT DRESS WORN ON OUTSIDE ENGAGEMENTS



### D. CONCERT DRESS WORN INSIDE.



(i) No 10 Mess Dress is only worn by small ensembles which would only be the Dance band or a small orchestra or String Quartet. Never used in a full military band capacity.

## REGIMENTS OF INFANTRY (Less their TA Battalions)

ANNEX A TO D/DPS(A)/102/8/PS12(A) DATED 30 JUN 06 - TEMPLATE - ALL RANKS REGIMENT/CORPS DRESS TABLE (LESS SCOTS)

### BAND OF THE BRIGADE OF GURKHAS

Serial (a)	Main Features (b)	Description (c)
1	Cap Badge	Band lyre surmounted by a St Edward's Crown and enveloped between two inward turning, vertically crossed (right over left) and upward pointing kukris.
2	Collar Badge	
3	Facing Colour (Dress)	
4	Tunic Buttons	
5	TRF	
6	Lanyard	Intertwined rifle green, scarlet & gold cord.
7	Stable Belt	Rifle green with two scarlet & one gold stripe, each ¼" wide spaced evenly. Secured by two black leather straps with white metal buckle. Belt 3" wide overall.
8	Special Arm Badge	None

## BRIEF DETAILS OF UNIFORM UNDER ORDERS OF DRESS

### Full Dress

#### Headdress

British Officers: Black Astrakhan Rifle Regiment pattern Busby with black cord plait and black cord caplines. A black corded oval boss in front bearing small white metal crown with Band Badge (without crown) below. The plume should be scarlet ostrich feather with black vulture feathers below fixed into the busby with a bronzed corded ball socket. Bronze corded chin strap.

Gurkha Officers: Officer pattern Cap, Kilmarnock as for The Royal Gurkha Rifles but bearing the Band badge.

Bugle Major & Musicians: Cap Kilmarnock The Royal Gurkha Rifles pattern with red tourie but bearing the Band badge.

#### Tunic

British/Gurkha Officer & Bugle Major:

**Rifle Green.** Rifle Regiment pattern

**Collar:** Scarlet upright cut square and closed in front, approx 2" high (min" 1¾", max 2½ in). Upper & front edges trimmed with 5/8 in black braid, the inner edge of this traced with black Russia braid forming an eye loop at each upper corner.

**Cuff:** Scarlet, pointed, trimmed with an Austrian knot of black worsted square cord. The cord is traced on each edge with black Russia braid, the whole ornament extending to a height of 8½" from bottom of cuff.

**Shoulder Cords:** Black chain gimp, with medium screw button at inner end. Blackened metal (bronzed) badges of rank with scarlet backing. Bugle Major has instead just a cord loop (with button) on each shoulder and wears Bugle Major's insignia on the arm (Full Dress only).

**Body:** Single breasted edged all round (except collar) with black square cord. On each side of the breast, five loops of black square cord, with netted caps and drops, fastening with olivets and hooks and eyes down the front. On each back seam a line of the same cord, forming a crow's foot at the top, passing under a netted cap at the waist, below which is doubled, ending in a Austrian knot reaching to the bottom of the skirt. The skirt,

very slightly rounded at the corner in front, closed behind, and lined with black.

**Musicians:**

Rifle green with rank badges/chevrons, service chevrons and qualification badges in black on scarlet.

**Collar:** Scarlet cloth, 1 5/8" to 1 3/4 in height upright, square cut at front and trimmed along upper, lower and front edges with 1/2 in wide black worsted braid.

**Cuff:** Slash pattern. Cuff, Rifle Green, 3 1/4 in height piped at upper edge with scarlet cloth piping 3/16 in wide. (For WO2 the piping is traced immediately below with 1/2 in black worsted braid). Slash, Rifle Green, 6 in height at sleeve seam, 6 1/2 in in height at pointed edge, 2 5/8 in wide at lower edge, centre and upper points. Slash trimmed at upper, lower and pointed edges with 3/16 in scarlet piping. Slash bears 3 black composition buttons (7/8 in diameter).

**Body:** Single breasted. Seven black composition buttons each of 7/8 in diameter down centre front, the lowest in waist seam (with sufficient space above to accommodate waistbelt). Front edge of tunic edged with scarlet cloth piping 7/32 in wide. Similar piping (below waist only) on corresponding edge below buttons. Back seams piped with 7/32 in wide scarlet piping which also extends down each sleeve seam to cuff. Centre back skirt two pleats, 3 1/4 in apart at waist and 3 3/4 in apart at lower edge. The scarlet piping (7/32 in wide) extends down both pleats. At waist, at top of each pleat, a black composition button 7/8" diameter. On each side at waist seam a black belt hook.

**Shoulder Strap:** Rifle Green cloth 2 1/2 in width, with inner (buttoned) end angled to a point (the point extending 1in). Black shoulder title.

**Wings:** Rifle Green cloth to match body of tunic. Outer edge piped with scarlet cloth piping 3/16 in wide. Five bands of black worsted braid (1/2 in wide) placed diagonally across the wing. Wings trimmed along edges with similar braid.

**Overalls/Trousers**

British/Gurkha Officer and Bugle Major: Black with 2 in plain black mohair braid on outside seam.

Musicians: Rifle green with 1/4 in black cloth welt down outside seam.

**Shoulder belt**

British/Gurkha Officer and Bugle Major: Black Morocco leather or patent leather. White metal front furniture

comprising front plate of the Band of the Brigade of Gurkhas and whistle and chain (secured by a lions head). White crossed metal kukris (Brigade of Gurkhas device) on pouch.

Musicians: Black leather with musicians pouch. Crossed kukris on pouch. Not worn by Band WO2.

**Waist Belt**

Musicians: Black leather 2¼ in wide with white metal snake clasp and adjustment buckle. Kukri worn behind right hip suspended in black leather frog. Band WO2 does not wear kukri but has sword slings.

**Footwear**

British Officer: Black Wellington or George boots. In the case of a Field Officer, box spurs (swan-necked, nickel-plated) will be worn.

Gurkha Officer, Bugle Major and Musicians: George Boots.

**Sword**

British/Gurkha Officer, Bugle Major and Band WO2: Rifle pattern with black leather sword knot (worn loose by officers). Sword slings to conform with shoulder belt leather with white metal furniture. Sword slings are suspended from a concealed webbing waistbelt worn under the tunic by officers and Bugle Major.

**Cape (All ranks)**

Cape, Highland, full length in Rifle Green.

**Gloves**

Officers and WOs: Black leather.

Musicians: Black wool or cotton.

**Shoulder title (All ranks)**

The word **GURKHA** in blackened metal 7/16 in height. A musicians lyre ½ in height centrally placed above. (Not worn by officers in full dress and No 1 dress or Bugle Major in Full Dress).

**Lanyard**

N/A

**Stable belt**

N/A

**Buttons All Ranks**

Black composition buttons to be inscribed with the crossed kukri, Brigade of Gurkhas, device.

**No 1 Dress/Concert Dress**

9 **Headdress**

British Officers: Rifle Green forage cap with black band, black buttons, scarlet corded boss with Band badge.

Gurkha Officer, Band Major and Musicians: As for full dress.

---

10 **Tunic**

British/Gurkha Officer and Bugle Major.

**Collar Badge**

**Special Arm Badge** (*if any*) As for The Royal Gurkha Rifles with the following changes:

- Tunic Buttons**
- a. Scarlet backing to badges of rank.
  - b. Brigade device on buttons.

Musicians: As for officers and Bugle Major. The Band shoulder title is worn by the Bugle Major and Musicians in No 1 Dress.

- 11 **Rank Badges** Scarlet backing.
- 12 **Trousers** As for Full Dress.
- 13 **Accoutrements** As for Full Dress.
- 14 **Sword** Ceremonial As for Full Dress  
*Including scabbard & sword knot* Non-Ceremonial As for Full Dress
- 15 **Footwear** As for Full Dress  
*Including spurs*
- 16 **Gloves** As for Full Dress

**FULL DRESS**



Band of the Brigade of Gurkhas

**NO 1 DRESS**



Band of the Brigade of Gurkhas

## INFANTRY OF THE LINE

### ANNEX B TO D/DPS(A)/25/1/1/PS12(A) DATED DEC 06 - BANDS OF INFANTRY OF THE LINE: REGULATIONS FOR FULL DRESS

For regiments (except Scottish) whose established Full Dress uniform is scarlet. In the case of Fusiliers, the fur cap with grenade is substituted for the helmet and plate (see Paras. 1, 2, 16 and 17 and Note 1 below).

#### OFFICERS

03.01 **Helmet.** Universal Home Pattern cloth helmet, with gilt metal fittings, as per Dress Regulations for the Army, 1934, Para 739: the covering of fine very dark blue cloth made with four seams (two on each side) and with a  $\frac{3}{4}$  inch band of self material encircling lower part of helmet; pointed front peak, with gilt metal edging; a convex bar of gilt metal down centre of rear of helmet; back peak with narrow edging of patent leather or similar; on either side is a rose boss (1  $\frac{1}{8}$  in. in diameter) to which is attached (extending from the near side) the curb-chain chinstrap, the links  $\frac{5}{8}$  inch wide and sewn onto black patent leather and lined with black velvet: top ornament consists of a spike ( $2\frac{3}{4}$  in. high) screwed into a metal cross-piece mounting with hook at rear. Not applicable to Fusiliers. See Note 1.

03.02 **Helmet Plate.** Gilt plate as per Dress Regulations for the Army, 1934, Para 740, consisting of an eight-pointed star with top point displaced by the St. Edward's Crown with, mounted on the face, a gilt laurel wreath and, within the wreath a gilt Garter inscribed "HONI SOIT QUI MAL Y PENSE". Within the Garter, on a velvet ground, the approved regimental device. On the bottom of the wreath is mounted a narrow silvered scroll bearing the title of the regiment. The bottom point of the plate comes halfway over the cloth band of the helmet. Helmet plate not applicable to Fusiliers. See Note 2.

03.03 **Tunic.** Scarlet cloth, with cloth collar and cuffs of the approved regimental facing colour. The collar (not less than approx. 2 in. nor normally more than  $2\frac{1}{4}$  in. high) ornamented with  $\frac{5}{8}$  inch gold Rose pattern lace along the top and ends, and  $\frac{3}{16}$  in. gold Russia braid along the bottom, with metal or embroidered collar badges of approved pattern positioned with their centres 2 in. from ends of collar; the cuffs pointed, trimmed with  $\frac{5}{8}$  inch gold Rose lace round the top which extends to  $7\frac{1}{2}$  in. from lower edge of cuff, and with tracing of  $\frac{3}{16}$  inch gold Russia braid  $\frac{1}{8}$  inch clear above and below the lace. The upper tracing forms an Austrian knot at the top (the whole ornament extending to  $9\frac{1}{2}$  in. from the bottom of the sleeve) and the lower tracing forms a small upward eye onto the point of the Rose lace. Eight gilt metal (or similar) tunic size buttons of approved regimental pattern down the front. Two similar buttons at the back (their centres approx.  $3\frac{1}{2}$  in. and not normally more than about 4 inches apart) at the intersection of the waist-seam with the back-seams. Two almost parallel (slightly diverging) pleats extend down from the waist-seam buttons to the bottom of the skirt. A skirt slash extends inwards from each pleat, each slash forming two points below and

bearing a button (as above) at each point. The skirt closed behind. The closing seam, edged with white cloth, is midway between the two slashes, with the points of the slashes almost touching it. The tunic-fronts and skirt-slashes (except adjoining the pleats) are also edged with white cloth, all such edging showing not more than ¼ in. wide. The collar is edged (outside the lace), with slightly narrower white cloth edging. The skirt lined with white cloth. A gilt waist hook in waist-seam on each side. Standard infantry pattern shoulder-cords of triple gold round cord, twisted, lined with scarlet and fastened at the top with a small regimental button. Badges of rank of standard size in silver embroidery. See Note 3.

03.04 **Overalls.** Dark blue cloth with a scarlet cloth welt ¼ in. wide down each side-seam and with foot-straps.

03.05 **Boots.** Wellingtons or George boots. Plain nickel-plated box-spurs of the standard swan-neck pattern are worn by Field Officers and Adjutants.

03.06 **Sash.** Crimson silk net waist sash, backed with leather, without pleats, 2 ¾ inches wide, with tassels worn at left side immediately to rear of front sword sling and extending 4 in. below the tunic.

03.07 **Sword slings.** Suspended from a concealed web waistbelt, slings of red morocco leather 1 inch wide, faced with gold lace 7/8 in. wide (Infantry pattern) with thin crimson central line; gilt billet studs and oval gilt wire buckles. A hook on the eye at top of the front sling for hooking-up the sword.

03.08 **Sword and Scabbard.** Infantry Officer's pattern, with nickel-plated (or similar) scabbard.

03.09 **Sword knot.** Gold and crimson strap with acorn.

03.010 **Gloves.** White.

03.011 **Greatcoat.** Grey, double breasted [Foot Guards officer's pattern] with regimental buttons. Badges of rank in gold embroidery.

03.012 **Cape.** Grey, of length to reach to the knuckles, with regimental buttons and with dull red lining.

(Re **Frock Coat** see Notes 4 and 5)

### **BANDMASTER (WARRANT OFFICER CLASS 1)**

03.013 **Helmet and Helmet Plate.** As for Officer (See Paras 1 and 2)

03.014 **Tunic.** As for Officer (See Para 3 and Note 3) except for rank insignia. None is worn on the shoulder-cords: instead, a Bandmaster's badge (in gold embroidery on scarlet backing) is worn on right forearm above the braid Austrian knot, with the WO1's badge of rank (in gold embroidery on scarlet backing), above the Bandmaster's badge.

03.015 **Other Items.** As for Officer (See Paras 4-12) but greatcoat sleeve insignia colouring as for Foot Guards WO1 greatcoat.

## **BAND SERGEANT-MAJOR (WARRANT OFFICER CLASS 2)**

03.016 **Helmet.** Universal (Home Service) pattern cloth helmet with gilt/gilding metal fittings to the pattern described in Dress Regulations for Warrant and Non-commissioned Officers and Men of the Army 1902, Para 12(a), as subsequently modified: the covering of fine very dark blue cloth made with four seams (two on each side) and with a  $\frac{3}{4}$  inch band of self material encircling lower part of helmet; the front peak rounded, the whole lower edge of helmet bound with patent leather or a plastic substitute. On either side is a rose boss (1  $\frac{1}{16}$  in. in diameter) to which is attached (extending from the near side) the curb-chain chinstrap, the links  $\frac{5}{8}$  inch wide and sewn onto black leather. Top ornament consists of a spike ( $2\frac{3}{4}$  in. high) screwed into a metal cross-piece mounting with hook at rear. Not applicable to Fusiliers. See Notes 1 and 5.

03.017 **Helmet Plate.** Universal Pattern gilt/gilding metal/brass plate consisting of an eight-pointed star with its top point displaced by the St. Edward's Crown and bearing a circular laurel-wreath; within this is attached the Helmet Plate Centre consisting of a matching circlet inscribed with the title of the regiment (and generally bearing a small spray of laurel at bottom); within the circlet, the approved regimental device. See Note 2

03.018 **Tunic.** Scarlet cloth, with cloth collar, cuffs and shoulder-straps all of the approved regimental facing-colour. The collar, approx. 1  $\frac{7}{8}$  in. high and cut square, is ornamented with  $\frac{1}{2}$  inch gold "Bias & Stand" (Universal NCOs' pattern) lace along the top and ends, and  $\frac{3}{16}$  in. gold Russia braid at the bottom, with the approved regimental metal collar badges fixed with their centres 2 inches from the ends of the collar; the cuffs pointed, bearing  $\frac{1}{2}$  inch lace (as on collar) around the top extending to 6 inches from the bottom of the sleeve at the point (inclusive of the lace) and 2  $\frac{5}{8}$  inches at back of cuff. Seven gilt/gilding metal/brass or gold colour anodised metal regimental tunic size buttons of approved regimental pattern down the front. The skirt unlined or with matching lining and closed behind, edged with white cloth not more than  $\frac{1}{4}$  in. wide on closing seam, with a skirt slash at each side extending inwards from two nearly vertical (very slightly diverging) pleats that extend down to bottom of skirt (each slash forming two points below the waist); two buttons (as on front) at the waist behind and one more at each point of each slash below, the waist buttons being each located at the top of one of the pleats, the centres of these two waist buttons approx.  $3\frac{1}{2}$  in. (not more than about 4 in.) apart. The tunic-front (whole of left front and right front of skirt) and slashes (but not adjoining the pleats) are edged (piped) with white cloth not more than  $\frac{1}{4}$  in. wide, the points of the slashes being approx.  $\frac{1}{4}$  in. clear from the white cloth edging of the closing seam, and the bottom of the slashes being about  $\frac{1}{4}$  in. clear above the lower edge of the tunic. A brass belt-hook in waist-seam on each side. Shoulder-straps ( $2\frac{1}{2}$  in. wide at outer end, tapering to 2 in. level with button and angled to a point) are trimmed along the sides and around the point with gold Russia braid and fastened with a medium size regimental button; regimental shoulder-titles in gilt/brass or gold colour anodised metal set  $\frac{1}{2}$  inch clear from the base of the strap. Scarlet cloth wings, edged all round with  $\frac{1}{2}$  inch gold lace (of "Bias and Stand" pattern as described for collar) and crossed with five diagonally-placed bars of the same lace (running inwards and to the rear). The regulation insignia on right sleeve in gold wire embroidery on scarlet cloth backing. See Note 3.

03.019 **Trousers.** Substantial dark blue cloth (not serge) with a scarlet cloth welt ¼ inch wide down each side-seam. Pattern similar to Foot Guards ORs Full Dress, well shaped at the ankle, cut without pleats at waist and fitted with braces-buttons. See Note 6.

03.020 **Boots.** George boots.

**03.021 Sash (Shoulder).** Crimson cotton (WO's pattern) with tassels (worn over right shoulder, the lower end of the tassels level with bottom edge of tunic).

03.022 **Sword and Scabbard.** Sword, Infantry, Warrant Officer, with nickel-plated or similar scabbard.

03.023 **Sword knot.** White matt plastic strap and acorn. (Or buff leather).

03.024 **Sword-belt.** Heavy, solid (not woven), white matt plastic (to resemble buff leather) 1¾ inches wide with approved round brass or gilt metal union locket clasp. All metal furniture, including hook and adjustment buckle, to be brass or gilt metal or similar. Sword-slings of the same material as the belt, 1 inch wide, with metal billet studs. (Alternatively the belt and slings may be of whitened buff leather). (The longer sword-sling slides on the belt, its upper end being at centre back between the two waist buttons, on which the belt edge rests). See Note 7.

03.025 **Waistbelt-clasp.** Unless otherwise approved this will be of the General Service pattern, a round union locket clasp of cast brass or gilt metal or similar with the male part bearing the Royal Crest, and the female part a circlet inscribed "DIEU ET MON DROIT". See Note 8.

03.026 **Gloves.** White.

03.027 **Greatcoat.** Grey, single breasted [former Foot Guards pattern, blue-grey] with regimental buttons. Rank insignia above right cuff in scarlet embroidery on dark blue cloth.

03.028 **Cape.** Grey, [blue-grey] of length to reach to the knuckles, unlined, with regimental buttons.

### **DRUM MAJOR (Described also under Corps of Drums)**

03.029 **Uniform, Sword and Accoutrements.** All items except insignia are as described for WO2 (see Paras. 16 - 28 above) but with the following different or additional features:-

03.030 **Insignia.** The appropriate regulation insignia are worn on the right forearm of the tunic commencing ½ in. clear above the cuff lace, the chevrons (about 6 in. across with point up) being of ½ inch gold "Bias and Stand" lace and the drum of gold wire embroidery etc., all on scarlet cloth backing. The Lyre badge is not to be worn. On the greatcoat, equivalent insignia are worn above the right cuff, the chevrons being of ½ inch dark blue worsted lace about 6 in. across on scarlet cloth backing, point up, and the drum in scarlet embroidery on dark blue cloth. See Note 10.

03.031 **Drum Major's Embroidered Shoulder-Belt (or "Sash"), Staff (or "Mace") and Cane.** All of customary patterns. The Embroidered Shoulder-Belt (widely known as the Drum Major's Sash) is worn over the left shoulder. It is traditionally of cloth of the regimental facing-colour edged

with gold lace, generally fitted with two token drumsticks and embellished with Crown and Royal Cypher, regimental insignia, title-scrolls and battle-honour scrolls etc. in wire embroidery, the lower ends edged with gold fringe and joined together.

03.032 **Gauntlets.** White. Traditionally (but not invariably) worn when the full-length Staff is carried; with the shorter Cane, ordinary short gloves are worn.

#### **BAND STAFF SERGEANT TO MUSICIAN**

03.033 **Helmet and Helmet Plate.** As described for WO 2. See Paras 16 and 17 and Notes 1, 2 and 5.

03.034 **Tunic.** As described for WO2 (See Para 18 above) but without the trimming of gold lace and gold braid. Only the scarlet cloth Bandsman's wings are trimmed (to the same design) but with ½ inch white worsted chevron-weave lace. Apart from the collar badge, the collar and cuffs are entirely plain, except that in Royal regiments with dark blue facings there is trimming of narrow white braid (¼ in. max.) on the cuffs (along the top edge) and on the collar (along the bottom). See Note 3.

03.035 **Chevrons and Badges of Rank and Employment.** Insignia, as per regulations, worn on right upper arm, all on scarlet cloth backing, the chevrons point-down and measuring approx. 6 in. across, as follows:-

Sergeant and above: Chevrons of ½ inch gold "Bias and Stand" (Universal NCOs' pattern) lace. Any accompanying badges in gold wire embroidery.

Corporal and Lance Corporal. Chevrons of ½ inch white worsted "chevron weave" lace (as on Bandsman's wings) with the standard Lyre badge in regulation (white etc.) worsted embroidery.

Musician. Lyre badge as for Corporal but no chevrons.

03.036 **Good Conduct Badges** (as appropriate). Chevrons of half-inch white "chevron-weave" worsted lace, on scarlet cloth backing, worn on left forearm (point upwards), the centre of lower edge ½ inch clear above the point of the cuff.

03.037 **Sash (Shoulder),** (Sergeant and above only). Scarlet polyester worsted webbing with tassels (worn over right shoulder, the lower end of the tassels level with bottom edge of tunic).

03.038 **Trousers, Boots and Gloves.** As described for WO (See Paras 19, 20 and 26 and Note 6). For certain specific duties, white gauntlets or fingerless mitts may be worn in lieu of gloves.

03.039 **Waistbelt.** Heavy, solid (not woven), white matt plastic (to resemble buff leather) 1¾ inches wide with approved round brass or gilt metal union locket clasp and two separate brass or gilt metal adjustment buckles. (Alternatively the belt may be of whitened buff leather). (When worn, the lower edge of the waistbelt rests on the shanks of the pair of waist buttons at back of tunic). See Note 7.

03.040 **Waistbelt-clasp.** As described for WO2. See Para 25 and Note 8.

03.041 **Shoulder belt with music pouch.** Matt white, all of same substantial material as the waistbelt, and with gilt/gilding metal/brass fittings throughout (including plain single-prong buckle, tip and slide on the two-piece belt, which is approx. 2¼ in. wide), the flap of the deep-form pouch (pouch very approx. 7 in. high x 8½ in. wide) may be fitted with a regimental device. Alternatively, a **Music Card Case** of similar material may be worn on the waistbelt. See Note 7.

03.042 **Other accoutrements** and special equipment should also, in most cases, conform with the waistbelt in having the appearance of whitened buff leather with polished brass furniture. (For example: Flute/Fife case, Drummers' knee apron and Drum carriage).

03.043 **Sidearms** (if any). As ordered. See Note 9.

03.044 **Greatcoat and Cape.** As described for WO2 (Paras 27 and 28) except the insignia on the greatcoat. Rank chevrons (point down) of ½ in. dark blue worsted lace about 6 in. across on scarlet cloth backing are worn 1 inch clear above the right cuff, crowns being in scarlet embroidery on dark blue cloth. See Note 10.

## NOTES

**Note 1.** The shape of an officer's cloth helmet, which is pointed at the front peak and slightly squared off at the back, differs considerably from the OR pattern. The correct Full Dress headdress for the Drum Major and any WO (excluding Bandmaster) as well as the Musicians is the Other Rank's Universal pattern Home Service cloth helmet: an officer's pattern (or a Police model) would be inappropriate in their case.

The cloth covering is extremely dark blue, the only variant latterly in the regular army having been the dark green version for Light Infantry.

It is important that this helmet be worn level on the head (not tilted back) and that it should not be of too large a size.

**Fusiliers** wear Fusilier fur caps (with plume and gilt/brass grenade badge of approved regimental colour and design respectively) in lieu of the cloth helmet and helmet plate, the chinstrap being formed of gilt/brass curb-chain on leather backing. For WOs and Musicians this headdress is of sealskin or similar and is of the characteristic Fusilier shape. For the Drum Major it is generally of bearskin (or artificial bearskin) and resembles the Foot Guards pattern. The officer's pattern for Fusiliers is very similar to the officer's pattern for the Foot Guards but slightly smaller (½ in. lower).

For wear in tropical climates the Home Service headdress may be replaced with a white tropical helmet of Wolseley pattern. This was the final pattern of Foreign Service helmet worn with Full Dress (and it was also adopted by the Royal Marines). For Infantry of the Line, a gilt/brass spike on a matching dome mount (1 7/8 in. diameter) and a matching chin chain (design as for Home headdress) would be suitable fittings. Except for officers, the Helmet Plate Centre (as featured on the Home helmet plate) fixed at the front of the pagri (puggaree), would be an appropriate badge. For officers the appropriate badge was officially the same as for their peaked forage cap. Fusiliers,

however, would wear instead a gilt/brass grenade badge of suitable size.

**Note 2.** The style of Other Rank's Helmet Plate Centre described was of the same basic form for all the relevant regiments of Infantry of the Line (leaving Fusiliers aside) with the single exception of the Border Regiment, which had unusually complex features to include. The regimental devices within the title circlet may be of gilt colour metal, white metal or a combination of the two.

Traditionally Royal regiments have scarlet cloth backing within the Helmet Plate Centre (i.e. just the inner disc, behind the regimental device): almost all others had a black cloth backing within the Helmet Plate Centre. It would be most incorrect to have a coloured cloth backing to a whole helmet-plate.

For officers the regimental devices (gilt or silvered or both) within the Garter nearly always have black velvet backing, although for Royal regiments scarlet or crimson velvet might be used. For the Q.O. Royal West Kent Regt. the backing was nevertheless black velvet.

The small silvered title scroll (located low down on the face of officer's pattern helmet plates) is not considered essential and may be omitted, if necessary, to avoid further expense.

**Note 3.** The historic facing colour for Royal regiments (with a very few exceptions for regiments that became Royal later) is blue. This is of a very dark shade and is sometimes mistaken for black. The soldiers of Royal regiments wearing this facing colour have narrow (¼ in. max.) white braid trim to the top edge of the cuffs and the bottom edge of the collar.

Pointed cuffs should be cut so that the edge curves to a point (with concave sides to the point of the cuff) as opposed to being simply angled to a point.

The square cut and accurately aligned fastening of the collar are of great importance.

The white cloth edging (piping) mentioned is in practice generally closer to 3/16 inch wide than ¼ inch.

Buttons of "tunic size" are generally around 40 *ligne* (one inch diameter) and, on Full Dress tunics, the same size is used on the skirts and at the waist on the back, as is used at the front to fasten the tunic.

Officers' tunic lace (of Rose pattern for English and Welsh regiments) bears, in certain regiments, a thin black line near both edges in memory of an eminent historical figure. The same regiments also have a thin black line between the strands of gold cord in the officers' pattern shoulder cords and may have a black line in the sword knot.

The Bandmaster's shoulder cords are to be identical to those worn by officers. The former Bandmaster pattern of shoulder cords (with winged or "trefoil" outer ends) was similar to those worn on the tunic by Household Cavalry Musicians. Bandmasters who have shoulder cords of this pattern may continue to wear them until they require replacement.

**Note 4.** The Frock Coat for Infantry of the Line is of the usual Universal pattern: double-breasted with tunic-size gilt regimental buttons, it is made of plain dark blue cloth and has matching shoulder-

straps. It has collar badges but it bears no cord, braid or lace ornamentation whatever. The officer's rank badges are of gold embroidery. The Bandmaster's insignia are of gold wire embroidery on dark blue cloth backing. The Frock Coat is to be worn with the peaked forage cap but all the other items are as for Full Dress (except re medals).

**Note 5.** For all categories covered by these regulations the peaked forage cap is the only undress headdress that may be worn with Full Dress. Although a peaked forage cap is not a Full Dress headdress, it is occasionally worn temporarily with Full Dress for some limited purpose (e.g. for a Bandstand Concert). This practice did not generally extend to officers: for them it is usually preferable to wear the Frock coat (with the peaked forage cap) when soldiers are wearing their peaked forage caps with Full Dress tunics. This should apply also to WO1 Bandmasters in possession of Frock coats.

**Note 6.** No. 1 Dress trousers are significantly different (in cut and texture as well as the scarlet striping) and would not be correct for wear in Full Dress.

**Note 7.** Serious replicas of proper Full Dress belts etc. made of solid matt white plastic are a reasonable substitute for the historic whitened buff leather. However, woven belts are not correct for Full Dress, nor are sheet metal waistbelt plates.

**Note 8.** Any waistbelt clasp worn with this uniform must conform in appearance with the general style of the cast brass round union locket type clasps historically worn by soldiers of Infantry of the Line (the General Service clasp) and the Foot Guards (regimental patterns). If a regimental clasp of this kind were desired in lieu of the General Service pattern, it would require consideration by the Army Dress Committee but any proposed clasp should be of this specific style.

**Note 9.** By very old custom military Musicians, as well as Drummers and Buglers, were armed. The last pattern Drummer's "sword" (1895), carried also by Bandsmen, was of bayonet size and was replaced by a (longer) bayonet for operational reasons. In the event of sidearms being worn by Musicians (those below WO2 rank), the scabbards should be suspended from the waistbelt by means of a white bayonet-frog of material to match the waistbelt.

**Note 10.** Note that for greatcoats the chevrons are of the same width of lace (½ in.) as most army chevrons and not of Foot Guards width (nor of similar construction). The badges, however, are similar to Foot Guards pattern, being of scarlet embroidery on dark blue cloth.

# **THE BAND OF THE KING'S DIVISION**



## **REGULATIONS FOR BAND CEREMONIAL DRESS**

**(2<sup>nd</sup> Draft - January 2007)**

## **REGULATIONS FOR FULL DRESS THE BAND OF THE KING'S DIVISION**

- Part One** - **Officers (Director of Music)**
- Part Two** - **Warrant Officer Class I (Bandmaster)**
- Part Three** - **Warrant Officer Class II (Band Sergeant Major)**
- Part Four** - **Drum Major**
- Part Five** - **Colour Sergeant to Musician**

### **NOTES**

## PART ONE - OFFICERS

**1.1. Helmet.** Universal Home Pattern cloth helmet, with gilt metal fittings, as per Dress Regulations for the Army, 1934, Para 739: the covering of fine very dark blue cloth made with four seams (two on each side) and with a  $\frac{3}{4}$  inch band of self material encircling lower part of helmet; pointed front peak, with gilt metal edging; a convex bar of gilt metal down centre of rear of helmet; back peak with narrow edging of patent leather or similar; on either side is a rose boss ( $1\frac{1}{8}$  in. in diameter) to which is attached (extending from the near side) the links  $\frac{3}{4}$  inch wide and sewn onto black patent leather and lined with the curb-chain chinstrap, black velvet: top ornament consists of a spike ( $2\frac{3}{4}$  in. high) screwed into a metal cross-piece mounting with hook at rear. (*See Note 1*)

**1.2. Helmet Plate.** Gilt plate as per Dress Regulations for the Army, 1934, Para 740, consisting of an eight-pointed star with top point displaced by the St. Edward's Crown with, mounted on the face, a gilt laurel wreath and, within the wreath a gilt Garter inscribed "HONI SOIT QUI MAL Y PENSE". Within the Garter, on a velvet ground, the approved King's Division device. On the bottom of the wreath is mounted a narrow silvered scroll bearing the title of the Band. The bottom point of the plate comes halfway over the cloth band of the helmet. (*See Note 2*)

**1.3. Tunic.** Scarlet cloth, with cloth collar and cuffs of the approved white divisional facing colour. The collar (not less than 2 in. nor normally more than  $2\frac{1}{4}$  in. high) ornamented with  $\frac{5}{8}$  inch gold Rose pattern lace along the top and ends, and  $\frac{3}{16}$  in. gold Russia braid along the bottom, with embroidered divisional collar badges, positioned with their centres 2 in. from ends of collar; the cuffs pointed, trimmed with  $\frac{5}{8}$  inch gold Rose lace along the top edge which extends to  $7\frac{1}{2}$  in. from lower edge of cuff at point and  $2\frac{1}{2}$  in. at back (including lace). There is a tracing of  $\frac{3}{16}$  inch gold Russia braid  $\frac{1}{8}$  inch clear above and below the lace. The upper tracing (which is on the scarlet cloth above cuff) forms an Austrian knot at the top (the whole ornament extending to  $9\frac{1}{2}$  in. from the bottom of the sleeve) and the lower tracing forms a small upward eye onto the point of the Rose lace.

Eight gilt metal tunic size buttons of divisional pattern down the front. Two similar buttons at the back (their centres approx.  $3\frac{1}{2}$  in. and not normally more than about 4 inches apart) at the intersection of the waist-seam with the back-seams.

Two almost parallel (slightly diverging) pleats extend down from the waist-seam buttons to the bottom of the skirt. A skirt slash extends inwards from each pleat, each slash forming two points below and bearing a button (as above) at each point. The skirt closed behind. The closing seam, edged with white cloth, is midway between the two slashes, with the points of the slashes almost touching it. The tunic-fronts and skirt-slashes (except adjoining the pleats) are also edged with white cloth, all such edging showing not more than  $\frac{1}{4}$  in. wide. The collar is edged (outside the lace), with slightly narrower white cloth edging. The skirt lined with white cloth. A gilt waist hook in waist-seam on each side. Standard infantry pattern shoulder-cords of triple gold round cord, twisted, lined with scarlet and fastened at the top with a small divisional button. Badges of rank of standard size in silver embroidery. (*See Note 3*)

**1.4. Overalls.** Dark blue cloth with a scarlet cloth welt  $\frac{1}{4}$  in. wide down each side-seam and with foot-straps.

**1.5. Boots.** Wellingtons or George boots, in patent leather. Plain nickel-plated box-spurs of the standard swan-neck pattern are worn by Officers of field rank.

**1.6. Sash.** Crimson silk net waist sash, backed with leather, without pleats,  $2\frac{3}{4}$  inches wide. Tassels worn at left side immediately to rear of front sword sling and extending 4 in. below the tunic.

**1.7. Sword Slings.** Suspended from a concealed web waist belt, slings of red morocco leather 1 inch wide, faced with gold lace  $\frac{7}{8}$  in. wide (Infantry pattern) with thin crimson central line; gilt billet studs and oval gilt wire buckles. A hook on the eye at top of the front sling for hooking-up the sword.

**1.8. Sword and Scabbard.** Infantry Officer's pattern, with nickel-plated (or similar) scabbard.

**1.9. Sword Knot.** Gold and crimson strap with acorn.

**1.10. Gloves.** White cotton.

**1.11. Greatcoat.** Grey, double breasted [Foot Guards officer's pattern] with divisional buttons. Badges of rank in gold embroidery.

**1.12. Cape.** Grey, of length to reach to the knuckles, divisional buttons with dull red lining.

**1.13. Frock-Coat.** Frock-Coat of the universal pattern: double-breasted with tunic-size gilt divisional buttons, it is made of plain dark blue cloth and has matching shoulder-straps. It has collar badges but it bears no cord, braid or lace ornamentation. Rank crowns and stars are of metal type. Outdoors the Frock-Coat is to be worn with the peaked forage cap but all the other items are as for Full Dress. Medal ribbons are to be worn in place of medals.

## **PART TWO - WARRANT OFFICER CLASS I (BANDMASTER)**

**2.1. Helmet and Helmet Plate.** As for Officer (See Paras 1.1 and 1.2)

**2.2. Tunic.** As for Officer (See Para 1.3) except for rank insignia. None is worn on the shoulder-cords: instead, a Bandmaster's badge (in gold embroidery on scarlet backing) is worn on right forearm above the braid Austrian knot, with the WO1's badge of rank (in gold embroidery on scarlet backing), above the Bandmaster's badge. (*See Note 4*)

**2.3. Other Items.** As for Officer (See Paras 1.4 to 1.12), except greatcoat sleeve insignia colouring as for Foot Guards WO1 greatcoat.

**2.4. Frock-Coat.** As for Officer (See Para 1.13). Bandmaster's insignia are of gold wire embroidery on dark blue cloth backing.

## **PART THREE - WARRANT OFFICER CLASS II (BAND SERGEANT MAJOR)**

**3.1. Helmet.** Universal (Home Service) pattern cloth helmet with gilt/gilding metal fittings to the pattern described in Dress Regulations for Warrant and Non-commissioned Officers and Men of the Army 1902, Para 12(a), as subsequently modified. The covering is of fine very dark blue cloth made with four seams (two on each side) and with a  $\frac{3}{4}$  inch band of self material encircling lower part of helmet; the front peak rounded, the whole lower edge of helmet bound with patent leather or a plastic substitute. On either side is a rose boss (1  $\frac{1}{16}$  in. in diameter) to which is attached (extending from the near side) the curb-chain chinstrap, the links  $\frac{3}{4}$  inch wide and sewn onto black leather. Top ornament consists of a spike (2 $\frac{3}{4}$  in. high) screwed into a metal cross-piece mounting with hook at rear. (*See Note 1*)

**3.2 Helmet Plate.** Universal Pattern gilt/gilding metal/brass plate consisting of an eight-pointed star with its top point displaced by the St. Edward's Crown and bearing a circular laurel-wreath; within this is attached the Helmet Plate Centre consisting of a matching circlet inscribed with the title of the band (and generally bearing a small spray of laurel at bottom); within the circlet, the divisional device. (*See Note 2*)

**3.3. Tunic.** Scarlet cloth, with cloth collar, cuffs and shoulder-straps all of the approved white divisional facing-colour. The collar, approx. 1 $\frac{3}{4}$  in. high and cut square, is ornamented with  $\frac{1}{2}$  inch gold "Bias & Stand" (Universal NCOs' pattern) lace along the top and ends, and  $\frac{3}{16}$  in. gold Russia braid at the bottom. Approved divisional metal collar badges are fixed with their centres 2 inches from the ends of the collar. Cuffs are pointed, bearing  $\frac{1}{2}$  inch lace (as on collar) around the top extending to 6 inches from the bottom of the sleeve at the point (inclusive of the lace) and 2 $\frac{3}{4}$  inches at back of cuff. Seven gilt/gilding metal/brass or gold colour anodised metal regimental tunic size buttons of approved divisional pattern down the front.

The skirt, unlined or with matching lining and closed behind, edged with white cloth not more than  $\frac{1}{4}$  in. wide on closing seam, with a skirt slash at each side extending inwards from two nearly vertical (very slightly diverging) pleats that extend down to bottom of skirt (each slash forming two points below the waist. Two buttons (as on front) at the waist behind and one more at each point of each slash below, the waist buttons being each located at the top of one of the pleats, the centres of these two waist buttons approx. 3 $\frac{1}{2}$  in. (not more than about 4 in.) apart. The tunic-front (whole of left front and right front of skirt) and slashes (but not adjoining the pleats) are edged (piped) with white cloth not more than  $\frac{1}{4}$  in. wide, the points of the slashes being approx.  $\frac{1}{4}$  in. clear from the white cloth edging of the closing seam, and the bottom of the slashes being about  $\frac{1}{4}$  in. clear above the lower edge of the tunic. A brass belt-hook in waist-seam on each side.

Shoulder-straps (2 $\frac{1}{2}$  in. wide at outer end, tapering to 2 in. level with button and angled to a point) are trimmed along the sides and around the point with gold Russia braid and fastened with a medium size divisional button. Scarlet cloth wings, edged all round with  $\frac{1}{2}$  inch gold lace (of "Bias and Stand" pattern as described for collar) and crossed with five diagonally-placed bars of the same lace

(running inwards and to the rear). The regulation insignia on right sleeve in gold wire embroidery on scarlet cloth backing (band lyre and crown with laurel leaves). (*See Note 3*)

**3.4. Trousers.** Substantial dark blue cloth (not serge) with a scarlet cloth welt ¼ inch wide down each side-seam (Pattern similar to Foot Guards ORs Full Dress). These should be well shaped at the ankle, cut without pleats at waist and fitted with braces-buttons.

**3.5. Boots.** George boots in patent leather.

**3.6. Sash (Shoulder).** Crimson cotton (WO's pattern) with tassels. To be worn over right shoulder, the lower end of the tassels level with bottom edge of tunic.

**3.7. Sword and Scabbard.** Sword, Infantry, Warrant Officer, with nickel-plated or similar scabbard.

**3.8. Sword Knot.** White matt plastic strap and acorn.

**3.9. Sword Belt.** Heavy, solid (not woven), white matt plastic (to resemble buff leather) 1¾ inches wide with approved round brass or gilt metal union locket clasp. All metal furniture, including hook and adjustment buckle, to be brass or gilt metal or similar. Sword-slings of the same material as the belt, 1 inch wide, with metal billet studs (The longer sword-sling slides on the belt, its upper end being at centre back between the two waist buttons, on which the belt edge rests).

**3.10. Waist belt Clasp.** Unless otherwise approved this will be of the General Service pattern, a round union locket clasp of cast brass or gilt metal or similar with the male part bearing the Royal Crest, and the female part a circlet inscribed "DIEU ET MON DROIT".

**3.11. Gloves.** White cotton.

**3.12. Greatcoat.** Grey, single breasted, Foot Guards pattern, (blue-grey) with divisional buttons. Rank insignia above right cuff in scarlet embroidery on dark blue cloth.

**3.13. Cape.** Grey, [blue-grey] of length to reach to the knuckles, unlined, with regimental buttons.

## **PART FOUR - DRUM MAJOR**

**4.1. Uniform, Sword and Accoutrements.** All items except insignia are as described for WO2, (see Paras. 3.1 to 3.13 above) but with the following different or additional features.

**4.2. Insignia.** The appropriate regulation insignia are worn on the right forearm of the tunic commencing ½ in. clear above the cuff lace, the chevrons (about 6 in. across with point up) being of ½ inch gold “Bias and Stand” lace and the drum of gold wire embroidery etc., all on scarlet cloth backing. The lyre badge should not be worn. On the Greatcoat, equivalent insignia are worn above the right cuff, the chevrons being of ½ inch dark blue worsted lace about 6 in. across on scarlet cloth backing, point up, and the drum in scarlet embroidery on dark blue cloth.

**4.2. Drum Major’s Embroidered Shoulder Belt (or “Sash”).** The Embroidered Shoulder-Belt (widely known as the Drum Major’s divisional facing-colour edged with gold lace, generally fitted with two token drumsticks and embellished with Crown and Royal Cipher, divisional insignia, title-scrolls and battle-honour scrolls etc. in wire embroidery. The lower ends edged with gold fringe and joined together.

## **PART FIVE - COLOUR SERGEANT TO MUSICIAN**

**5.1. Helmet and Helmet Plate.** As described for WO2. (see Paras 3.1 & 3.2 above)

**5.2. Tunic.** As described for WO2 (see Para 3.3 above), but without the trimming of gold lace and gold braid. Only the scarlet wings are trimmed (to the same design) but with ½ inch white worsted chevron-weave lace. Apart from the collar badge, the collar and cuffs are entirely plain.

**5.3. Chevrons and Badges of Rank and Employment.** Insignia, as per regulations, worn on right upper arm, all on scarlet cloth backing, the chevrons point-down and measuring approx. 6 in. across, as follows:-

a. *Sergeant and above:* Chevrons of ½ inch gold “Bias and Stand” (Universal NCOs’ pattern) lace. Standard lyre badge on scarlet backing above rank badge.

b. *Corporal and Lance Corporal.* Chevrons of ½ inch white worsted “chevron weave” lace (as on wings) Standard lyre badge on scarlet backing above rank badge.

c. *Musician.* Lyre badge as for Corporal but no chevrons.

**5.4. Sash (Shoulder).** (*Sergeant and above only*) Scarlet polyester worsted webbing with tassels (worn over right shoulder, the lower end of the tassels level with bottom edge of tunic).

**5.5. Trousers, Boots and Gloves.** As described for WO (See Paras 3.4, 3.5 & 3.11). White fingerless mitts may be worn in lieu of gloves.

**5.6. Waist belt.** Heavy, solid (not woven), white matt plastic (to resemble buff leather) 1¾ inches wide with approved round brass or gilt metal union locket clasp and two separate brass or gilt metal adjustment buckles (When worn, the lower edge of the waist belt rests on the shanks of the pair of waist buttons at back of tunic). (*See Note 5*)

**5.7. Waist belt Clasp.** As described for WO2 (Para 3.10 above)

**5.8. Music Card Case.** Constructed of similar substantial material to the belt or white leather. To be worn on the rear of the waist belt (Should have the appearance of whitened buff leather).

**5.9. Other Accoutrements.** Special equipment should also, in most cases, conform to the waist belt in having the appearance of whitened buff leather with polished brass furniture, for example: drummers’ knee apron.

**5.10. Greatcoat and Cape.** As described for WO2, (Paras 3.12 & 3.13) except the insignia on the greatcoat. Rank chevrons (pointing down) of ½ in. dark blue worsted lace about 6 in. across on scarlet cloth backing are worn 1 inch clear above the right cuff. Crowns should be in scarlet embroidery on dark blue cloth.

### **NOTES**

1. The shape of an officer’s cloth helmet, which is pointed at the front peak and slightly squared

off at the back, differs considerably from the OR pattern. The correct Full Dress headdress for the Drum Major and any WO (excluding Bandmaster) as well as the Musicians is the Other Rank's Universal pattern Home Service cloth helmet: an officer's pattern (or a Police model) would be inappropriate in their case.

The cloth covering is extremely dark blue. For officers the regimental devices (gilt or silvered or both) within the Garter nearly always have black velvet backing.

It is important that this helmet be worn level on the head (not tilted back) and that it should not be of too large a size.

2. The style of Other Rank's Helmet Plate Centre described was of the same basic form for all the relevant regiments of Infantry of the Line. The regimental devices within the title circlet may be of gilt colour metal, white metal or a combination of the two.

Traditionally Royal regiments have scarlet cloth backing within the Helmet Plate Centre (i.e. just the inner disc, behind the regimental device): almost all others had a black cloth backing within the Helmet Plate Centre. It would be most incorrect to have a coloured cloth backing to a whole helmet-plate.

3. Pointed cuffs should be cut so that the edge curves to a point (with concave sides to the point of the cuff) as opposed to being simply angled to a point.

The square cut and accurately aligned fastening of the collar are of great importance.

Buttons of "tunic size" are generally around 40 *ligne* (one inch diameter) and, on Full Dress tunics, the same size is used on the skirts and at the waist on the back, as is used at the front to fasten the tunic.

4. The Bandmaster's shoulder cords are to be identical to those worn by officers, without rank insignia.

5. Serious replicas of proper Full Dress belts etc. made of solid matt white plastic are a reasonable substitute for the historic whitened buff leather. However, woven belts are not correct for Full Dress.

## **ACKNOWLEDGMENT**

The assistance of Mr Aubrey Bowden, historical advisor to the Army Dress Committee, has been invaluable in producing this set of dress regulations. He is duly thanked for all his efforts.

## THE BAND AND BUGLES OF THE RIFLES

### CEREMONIAL DRESS (BANDS)

Serial (a)	Item of Clothing (b)	Directors of Music / WO1 Bandmasters (c)	WO2 Band Sergeant Major (d)	SNCOs (e)	ORs (f)	REMARKS (g)	Funded or Issued (h)**
1.	Head Dress	Busby Officer Pattern (RGJ) with RIFLES cap badge on boss, belt badge below and back badge at the rear – all in silver. Black Curb Chain Chin Strap, Rifle Green Plume Officer Pattern with Scarlett Base (1/4 of total height), socket and ring, Body Lines attached at rear.	Busby (Sealskin Cap) OR's pattern (RGJ) with RIFLES cap badge on boss, belt badge below and back badge at the rear – all in silver. Black Leather Chin Strap, Rifle Green Plume Officer Pattern with Scarlett Base (1/4 of total height).	Busby (Sealskin Cap) OR's pattern (RGJ) with RIFLES cap badge on boss, belt badge below and back badge at the rear – all in silver. Black Leather Chin Strap, Rifle Green Horse Hair Plume with Scarlett Base (1/4 of total height).		The display of the belt badge on headdress is the proposed way of band personnel displaying the Battle Honours as the band does not wear waist belts. This is historically correct and examples can be found in the respective museums.  <i>(See Annex A serial 1)</i>	Currently in use by Li Div Band.  <b>For issue:</b> Rifles boss badge x40 Belt badge with scr posts x40 Back badge x40

2.	Tunic	<p>As per current Light Division Band issue other than the following;</p> <p>Cuffs: 2½ inches from high point of knot 1⅞ high at the back.</p> <p>Collar: flat black lace along top and ends increased to ¾ inch.</p>	<p>As per current Light Division Band issue other than the following;</p> <p>Cuffs: 2½ inches from high point of knot 1⅞ high at the back. One row of ½ inch black braid added below the line of the chord.</p> <p>Collar: One row of ½ inch black braid added along top and ends of collar immediately within the cord edging.</p>	<p>Examples of the Collars and Cuffs are being produced by Kashket.</p> <p><i>(See Annex A serial 2-3 for current collars and cuffs)</i></p>	
3.	Tunic Buttons	<p>Frogging and Toggles (Olivets) x 5 as per current Light Division Band issue. Screw in Rifles buttons on shoulder boards.</p>	<p>Frogging and Toggles x 5 as per current Light Division Band issue.</p>	<p>The DoM (Officer pattern) shoulder cords should be larger (Offr pattern) to accommodate Crown/Stars.</p>	<p><b>For issue:</b> Screw post buttons p backing for shoul boards x10</p>

4.	Rank/Trade Badges	<p>RIFLES Shoulder Cords - black metal medium Bath star, plain crown, on close-trimmed red backing.</p> <p>Bandmaster: As for Warrant Officers Class 1. Black on green with insignia individually outlined in silver.</p>	Black on green with insignia individually outlined in silver.	<p>Musicians Trade Badge will have to be produced.</p> <p><i>(See Annex A serial 4 for current trade badge)</i></p>	<p><b>For issue:</b></p> <p>Musician Trade badge x</p> <p>Officer Rank:</p> <p>Maj x4 Crowns</p> <p>Capt x12 Stars</p> <p>Badges of rank:</p> <p>WO1 x2</p> <p>WO2 x2</p> <p>CSgt x4</p> <p>Sgt x6</p> <p>Cpl x8</p> <p>LCpl x10</p>
5.	Croix de Guerre	To be worn on both shoulders			<p><b>For Issue:</b></p> <p>Croix de Guerre x80</p>

6.	Cross Belt	Officer pattern cross-belt.	SNCO pattern cross-belt.	SNCO cross-belt unadorned (i.e. no whistle, chain or badge)	Currently in use by Light Div Band.  The Rifles Battle Honours would be displayed on the headdress (see serial.1)	<b>For Issue:</b> Officer Pattern x4 SNCO x8 OR x28 To include relevant adornment and boxes.
7.	Gloves	Black leather.	Black cotton			
8.	Trousers	Current RGJ pattern - Black overalls with 2" braid down outside of leg. (as per Rifles No1 Dress)	Black with ½ inch Black Braid (See remarks).			Black welt if possible.
9.	Footwear	George Boots				Currently in use by Light Div Band.
10.	Capes	Rifle Green Cape				Currently in use by Light Div Band.
11.	Sword	Rifles pattern sword with LI pattern knot. Sword carried at the trail.	N/A			Currently in use by Light Div Band.
12.	Sword Belt	As per current sword belt.	WO2 (BSM) wears sword belt but no sword.	N/A		Currently in use by Light Div Band.

13.	Great Coats	Athol Grey Greatcoats Officer Pattern with Black Leather Gloves	Athol Grey Greatcoats with Black Cotton Gloves. Black and green rank (6") to be worn on right forearm.	<p>MOD directive is that all units as part of OP BRIDGES will wear Athol Grey Greatcoats irrespective of Cap Badge.</p> <p>Badges of Rank will need to be produced.</p> <p><i>(See Annex A serial 5 for issued badge of rank)</i></p>	<p><b>For Issue:</b></p> <p>Buttons:</p> <p>Rifles Great Coat Butt (40 line) (x5 p Greatcoat) <u>Total 200</u></p> <p>No1 Dress Jacket ST Button (x7 per Greatcoa <u>Total 280</u></p> <p>Officer Rank:</p> <p>Maj x4 Crown</p> <p>Capt x12 Stars</p> <p>Badges of rank:</p> <p>WO1 x2</p> <p>WO2 x2</p> <p>CSgt x4</p> <p>Sgt x6</p> <p>Cpl x8</p> <p>LCpl x10</p>
-----	-------------	---	--	---	---

**CEREMONIAL DRESS (BUGLES)**

Serial (a)	Item of Clothing (b)	BUGLE MAJORS (c)	BUGLERS (SNCO) (d)	BUGLERS (ORS) (e)	REMARKS (g)
1.	Headdresses	As per DoM/Bandmaster	As per Band SNCOs/ORs		
2.	Tunic	As per DoM/BM	<p>A tunic styled on the 95<sup>th</sup> Rifles Tunic held in the RGJ Museum. Collars and Cuffs as per current Light Division Band Ceremonial Tunic other than the following;</p> <p>Cuffs: 2½ inches from high point of knot 1⅞ high at the back. One row of ½ inch black braid added below the line of the chord.</p> <p>Collar: One row of ½ inch black braid added along top and ends of collar immediately within the cord edging.</p> <p><i>(See Annex A serial 17)</i></p>		
3.	Wings	N/A	Rifle Green with ½ inch black braid edged with silver Russia		

4.	Dress Cords and Bugle Lines	N/A	Current RGJ style of Black cloth		Award winners to wear appropriate dress chord. <i>(See Annex A serial 9-13)</i>
5.	Rank	Black on green with insignia individually outlined in silver.	Black on green with insignia individually outlined in silver.		Qualification badges outlined in silver.
6.	Croix de Guerre	Worn on both shoulders.			
7.	Cross Belt	As per DoM/BM	SNCO pattern Rifles cross-belt.	N/A	To be issued
8.	Sword	As per DoM/BM	Because cross belt worn unable to carry Buglers Sword	Current 1RGJ Buglers Sword (1895 Pattern) with cast white metal hilt carried in patent leather scabbard	To be issued <i>(See Annex A serial 15)</i>
9.	Parade Belt with Snake Buckle	NA	For JNCOs and Rfn: Black plastic belt with silver chrome snake buckle.		To be issued <i>(See Annex A serial 14)</i>
10.	Gloves	Black cotton			

11.	Trousers	As per Band SNCOs/ORs		Bugle Major's trousers to be closer fitting.
12.	Footwear	George boots		Already in Use
13.	Bugle Majors Mace	Standard Light Division mace with black chord. Silver head and foot, Rifles cap badge on head.	N/A	Current maces held could be distributed around the Regiment. But would not show The Rifles cap badge.

**CONCERT DRESS (BANDS ONLY)**

Serial (a)	Item of Clothing (b)	Officers / Bandmasters (c)	Warrant Officers Class 2 (d)	SNCOs (e)	ORs (f)	REMARKS (g)	Funded or Issued (h)**	
1.	Concert Dress	Rifles Pattern Mess Dress					Females as per male pattern with white blouse and Black Neck Tie (instead of shirt and Bow Tie)	Smaller Size Music Trade Badges will need be produced.


Bands of Infantry Divisions

**EXAMPLE IMAGES**


1. RRC Busby Showing Cap Badge & Belt Badge



2. Current Officer Pattern Collar & Cuff



3. Current ORs Pattern Collar & Cuff




4. Current Ceremonial Rank/Trade Badges



5. Issued Great Coat Rank



6. DeMBMBgl Maj Ceremonials with mocked up Belt Badge on Head Dress



7. SNCOs Ceremonials with mocked up Belt Badge on Head Dress



8. ORs Ceremonials with mocked up Belt Badge on Head Dress



9. Dress Cord:  
Col Cornet Bar



10. Dress Cord:  
CO Bar



11. Dress Cord:  
Adj Bar



12. Dress Cord:  
RSM Bar




13. Standard Dress Cord



14. Snake Clasp Belt




15. Buglers Sword & Scabbard



Bands of Infantry Divisions

16. Bugle Majors Mace



17. 95<sup>th</sup> Rifles Buglers Tunic showing standard Buglers Dress Cord (Collars, Cuffs & Wings would be altered as proposed)



18. Current No1 Dress Musicians Trade Badge.



19. Proposed design for Bands and Bugles wings. (Right Shoulder Wing – left is mirror image)

Silver Russia Braid and 1/8 inch black worsted braid on Rifle Green Cloth.  
(In this image - The white stripes represent silver and the Green is lighter than Rifle Green to distinguish it from the black)



ADJUTANT GENERAL'S CORPS



**THE BAND OF THE  
ADJUTANT GENERAL'S CORPS**

Worthy Down  
WINCHESTER  
Hampshire SO21 2RG

Telephone: 01962 887720 Military Network: 94271 2720

Facsimile: 01962 887111 Military Network: 94271 2111

Signal Message Address: AGC Centre Worthy Down

Email: [agcband@milnet.uk.net](mailto:agcband@milnet.uk.net)

---



HDS Burton  
RO2C  
Sec Army Dress Committee  
Ministry of Defence  
Room 8-J-25  
MOD Main Building  
Whitehall  
LONDON  
SW1A 2HB

---

Ref: G/4/1/8

Date: 19 Sep 06

**ARMY DRESS REGULATIONS - REGULAR ARMY BANDS AGC**

Reference:

A. Letter dated 14th August 2006

1. I have enclosed the information you require, complete with photographs of the Ceremonial Dress AGC Band.
2. If more information is required, please contact the undersigned.

R A HOWITT  
D/Maj  
IC Clothing

Band of AGC

For DOM

Copy to:

File

Float



INVESTOR IN PEOPLE



An overall view of the Other Ranks Ceremonial Dress.

Scarlet tunic with dark blue collar and cuffs, wings with dark blue braid, appropriate badges of rank gold on scarlet, white buff belt, No 1 Dress trousers, George Boots, pouch belt with music card case.

Band of AGC



Ceremonial tunic

Band of AGC



Trade badge - All WOs and ORs wear a band harp on the right arm, gold on scarlet.

Band of AGC



WOs and musicians wear the ORs 1934 universal pattern helmet, Royal Arms Helmet plate.



Band of AGC

Pouch Belt and Card Case



Collar Badges - Officers, WOs and ORs all wear cloth collar badges. The lions within the emblem always face inwards. This emblem is the crest of AGC SPS/ETS.



No 1 Dress trousers with a red stripe.

Band of AGC



Patent Leather George Boots.

Band of AGC



A scarlet bib to be worn by any member of the band playing certain instruments.

## NO 1 DRESS FOR AUTHORISED TA BANDS

**Note: Band titles are subject to change due to TA SDR drawdown. An amendment will be issued in due course once all titles are known.**

Band Title (a)	Headdress (b)	Jacket (c)	Netherwear (d)	Dress Cords (e)	Wings (f)	Remarks (g)
Honourable Artillery Company Band	No 1/2 dress hat (HAC)	No 1 dress blue, white metal buttons, scarlet piping on shoulder boards	Trs - blue wool 1 x 6.5 mm scarlet stripe		Silver	SNCOs wear red silk sash.
Royal Yeomanry Band (Inns of Court and City Yeomanry)	No 1/2 dress hat	No 1 dress blue, shoulder chains	Trs - blue cavalry patt 2 x 19 mm Russian grey strips 3 mm apart	Yellow		
Lancashire Artillery Volunteers	No 1/2 dress hat (RA)	No 1 dress blue	Trs - blue 1 x 25 mm scarlet stripes	Yellow	Blue/white	
Nottinghamshire Band of the Royal Engineers						
The Royal Signals (Northern) Band						
Lowland Band of						

<b>Band Title</b>	<b>Headdress</b>	<b>Jacket</b>	<b>Netherwear</b>	<b>Dress Cords</b>	<b>Wings</b>	<b>Remarks</b>
(a)	(b)	(c)	(d)	(e)	(f)	(g)
SCOTS						
Highland Band of SCOTS						

The Band of The Princess of Wales's Royal Regiment (Volunteers)	No 1/2 dress hat	No 1 dress blue	Trs No 1 dress blue 1 x 50 mm scarlet stripe	Royal *		* Drummers only. SNCOs wear scarlet sash.
The Band of the Duke of Lancaster's Regiment						
The Volunteer (Northumbria) Band of the Royal Regiment of Fusiliers	Blue beret. Red/white hackle	No 1 dress blue	Trs No 1 dress blue 1 x 44 mm scarlet strip	Yellow *		* Not worn by SNCOs.
The Band of the Royal Anglian Regiment	No 1/2 dress hat	No 1 dress, blue. Scarlet piping on shoulder straps	Trs blue	Royal *		* Drummers. SNCOs wear scarlet sash.
The Band of the Yorkshire Regiment	No 1/2 dress hat. Royal	No 1 dress blue, dark green piping on	Trs blue No 1 dress.	Dark green/ silver		SNCOs wear scarlet sash.

<b>Band Title</b>	<b>Headdress</b>	<b>Jacket</b>	<b>Netherwear</b>	<b>Dress Cords</b>	<b>Wings</b>	<b>Remarks</b>
(a)	(b)	(c)	(d)	(e)	(f)	(g)
		shoulder straps	1 x 25 mm scarlet stripe			
The Band of the Mercian Regiment						
The Band of the Royal Welsh	No 1/2 dress hat	No 1 dress blue, grass green piping on shoulder straps *	Trs No 1 dress blue 1 x 25 mm scarlet stripe	Green	Scarlet/white and green lace	* Drummers: white piping on shoulder straps.
The Band of the Royal Irish Regiment (TA)	No 1/2 dress hat	No 1 dress blue	Trs No 1 dress blue	-	-	
The Salamanca Band of The Rifles						
The Waterloo Band of the Rifles	No 1/2 dress hat	No 1 dress blue, scarlet piping on shoulder straps	Trs No 1 dress blue 1 x 25 mm scarlet stripe	Yellow	Blue/red	
The Band of the 150 <sup>th</sup> (Yorkshire) Transport Regiment Royal Logistic Corps (Volunteers)	No 1/2 dress hat	No 1 dress blue	No 1 dress blue double scarlet stripe	-	-	

<b>Band Title</b>  (a)	<b>Headdress</b>  (b)	<b>Jacket</b>  (c)	<b>Netherwear</b>  (d)	<b>Dress Cords</b>  (e)	<b>Wings</b>  (f)	<b>Remarks</b>  (g)
The Royal Army Medical Corps Band (Volunteers)						
The Volunteer Band of the Royal Gibraltar Regiment						

## DRESS FOR DRUMMERS AND PIPERS OF THE REGULAR ARMY

(See Notes below the table)

<b>Title</b> (a)	<b>Designation</b> (b)	<b>Authorised</b> (c)	<b>Remarks</b> (d)
SCOTS DG	Pipes and Drums	Yes	Pipers wear Royal Stuart kilts & plaid
RDG	Pipes and Drums	Yes	Pipers wear Saffron kilts & plaid
QRH	Pipes and Drums	Yes	Pipers wear Saffron kilts & plaid
1 RTR	Pipes and Drums	Yes	Pipers wear Hunting Rose Tartan of the Roses of Kilravock
19 Regt RA	Pipes and Drums	Yes	Pipers wear Hunting Robertson kilts & plaid
30 Sig Regt	Pipes and Drums	Yes	Pipers wear Red Grant kilts & plaid
1 SG	Pipes and Drums	Yes	Pipers wear Royal Stuart kilts & plaid
1 IG	Drums and Pipes	Yes	Pipers wear Saffron kilts & plaid
SCOTS	Pipes and Drums	Yes	Pipers wear Govt 1a kilts & plaid
1 R IRISH	Pipes and Drums	Yes	Pipers wear Saffron kilts & plaid
RGR	Pipes and Drums	Yes	Pipers wear Douglas trows and plaid

## DRESS FOR DRUMMERS AND PIPERS OF THE TA

(See Notes below the table)

<b>Title</b> (a)	<b>Designation</b> (b)	<b>Authorised</b> (c)	<b>Remarks</b> (d)
103 Regt RA (V)	Pipes and Drums	No	
105 Regt RA (V)	Pipes and Drums	Yes	Pipers wear kilts: Ross
R Mon RE (M)(V)	Drums	Yes	No 1 dress (RE pattern).
71Engr Regt (V)	Pipes and Drums	Yes	Pipers wear kilts: No 26 Macdonell of Keppoch.
32 (SC) Sig Regt (V)	Pipes and Drums	Yes	Pipers wear kilts: Red Grant.
6 & 7 SCOTS	Pipes and Drums	Yes	Pipers wear kilts: Govt 1a
2 R IRISH	Pipes and Drums	Yes	Pipers wear kilts: Saffron.
4 PARA	Drums	Yes	Regt pattern No 1 dress.
152 Amb Regt RLC(V)	Pipes and Drums	Yes	Pipers wear kilts: Saffron.
Scottish Tpt Regt (V)	Pipes and Drums	Yes	Pipers wear kilts: Red MacDuff.
102 Bn REME	Pipes and Drums	No	
Aberdeen UOTC	Pipes	Yes	Pipers wear kilts: No 3 Gordon).
City of Edinburgh UOTC	Pipes	Yes	Pipers wear kilts: No 8A Hunting Stuart
Glasgow and	Pipes	Yes	Pipers wear kilts: No 5A

Strathclyde UOTC			
Tayforth UOTC	Pipes	Yes	Pipers wear kilts: No 8A Hunting Stuart.

**Notes:**

1. Drummers are to wear the same Full Dress and No 1 Dress of the Rank and File of the parent Regiment/Corps.